

Technical Manual



BIRCH RUN
EXPO CENTER
ENTERTAINMENT AND TRADE EVENTS
11600 N Beyer Road Birch Run, MI 48415

Birch Run Expo Center

Revised 12/09/2010

CONTACT:

CONTACT:

Gino

Giacumbo

General Manager

989.624.4665 x226

gino@birchrunevents.com

CONTACT:

CONTACT:

Sam Rice

Regional Manager

GVB Group

616.826.1151


sam@gvbgroup.com

Overall Facility

Size:	Approx. 109,000 usable square feet
Construction:	1997
Land Size:	45+ acres
Parking:	1,100+ lighted paved parking spots; 2000+ overflow parking
HVAC:	100% air-conditioned & heated
Electrical:	Full Service Electrical Available (See Power List)
Location:	Village of Birch Run, MI. Exit #136. (58,600* cars travel past Expo Center per day) I-75 North between Flint & Saginaw. Six miles west of Frankenmuth, MI.
Concessions:	Professional Catering Available In House Concessions Available Liquor Licensed Facility
Loading / Unloading:	North Arena: 14' x 16' Drive-in door South Arena: 14' x 14' Drive-in door






**Michigan Dept. of Transportation (2003)*




South Hall

Floor Size	132' x 235' (31,020 Column-Free Square Feet)
Exhibition Size (w/ seat storage)	120' x 235' (28,200 Column-Free Square Feet)
Floor	Concrete multi-purpose
Lighting	(New in 2010) 8 lamp T5 fluorescent ballasts
Electrical	Nine 200 amp / 12,208 volt panels (See Power List)
Concessions	One Permanent Concessions Window Temporary Concession Carts available Temporary Bar Stations available
Ceiling Height	Floor to Lights: 25'5" Floor to Low Steel: 25'7" Floor to High Steel: 30' 1/2" Floor to Aluminum Ceiling: Approx. 33'-35'
Doors	14' x 14' drive-in door
HVAC	Climate Control
Sound	JBL Sound (Center Cluster). Secondary system also available. Both with wireless, wired microphone & source capabilities from radio, CD, Instant Replay or Tape.
Seating	Up to 2,122 Hussey Portable Stadium Seating units available.



North Hall

Exhibition Size	127' x 235' (29,845 Column-Free square feet)
Floor	Concrete multi-purpose
Lighting	(New in 2010) 8 lamp T5 fluorescent ballasts
Electrical	Seven 200 amp / 12,208 volt panels (See Power List)
Concessions	Permanent Concessions Window Temporary Concession Carts available Temporary Bar Stations available
Ceiling Height	Floor to Lights: 25'5" Floor to Low Steel: 25'7" Floor to High Steel: 30' 1/2" Floor to Aluminum Ceiling: Approx. 33'-35'
Doors	14' x 16' drive-in door
HVAC	Climate Control
Sound	Sound System available with wireless, wired microphone & source capabilities from radio, CD or Tape.



Mezzanine

Size	Approx. 15,000 square feet
Ceiling Height	12 feet
Electrical	30 amp / 120 volt outlets
Concessions	2 Permanent Windows
Ceiling	Open Panels / Neon stripped ceiling
Elevator	Otis 21 Passenger Elevator Utility Elevator (Dumb Waiter) to main floor concessions area
Sightlines	Overlooks North & South Arenas



Schmitzer & McNamara Rooms

Size	Approx. 1100 square feet (both rooms) Rooms separated are 19' x 28' each
Ceiling Height	12' ceilings
Electrical	20 amp / 120 volt outlets
Doors	4' Swing
Whiteboards	2 are available
Room dividers	Into 2 sized
HVAC	Climate Controlled
Sound System	Available with microphone & source capabilities from radio, CD or Tape.
Sightlines	Overlooks South Hall



Hubinger & Fent Rooms

Size	Approx. 1300 square feet (both rooms) Hubinger Room: 19' x 28' Fent Room: 28' x 28'
Ceiling Height	12' ceilings
Electrical	20 amp / 120 volt outlets
Doors	4' Swing
Whiteboards	2 are available
Room dividers	Into 2 sized
HVAC	Climate Controlled
Sound System	Available with microphone & source capabilities from radio, CD or Tape.
Sightlines	Overlooks North Hall



Totten Room:

Size	Approx. 1200 square feet (35' x 33')
Ceiling Height	12' Ceilings
Electrical	20 amp / 120 volt outlets
Doors	4' Swing
HVAC	Climate Controlled
Sightlines	Views to Front Entrance / I-75



Parlberg Room

Size	Approx. 3600 square feet (66' x 49' & 12' x 31')
Ceiling Height	12' Ceilings
Electrical	20 amp / 120 volt outlets
Doors	8' Swing Entrance 8' Swing South Outside Entrance
HVAC	Climate Controlled
Sightlines	Views to Front Entrance / I-75
Storage	120 Square Foot Storage Area




Dressing / Locker Rooms

Dressing Room entrances are located on the North wall of South Arena, and South Wall of North Arena.

- (8) Locker Rooms (43'x14') with 3 showers
- (2) Referee Rooms (14'x14') with 1 shower

Rigging

Contact BREC Management for specifications.



Partial Equipment List

Forklift	(1) 6,000 lb.
Scissor Lift	(1) Scissor Lift (30')
Tables	Mighty-Lite Grey 60" Rounds (In-House Inventory) Mighty-Lite Grey 8' Banquet (In-House Inventory)
Chairs	Mighty-Lite Grey padded seat/back Folding Chairs
Pipe & Drape	8' & 3' High Black (In-House Inventory)
Table Skirts	Grey/Silver Banquet Skirts (In-House Inventory) Navy Blue Banquet Skirts (In-House Inventory)
Spot Lights	(4) Cyberlights in South Arena, permanently hung
Portable Sound System	(2) 250 Watt, JBL Powered Speakers with 6' Stands. Allen & Heath Pro Club Mixer, CD, Tape, Audio-Technica Wireless Mic, & Instant Replay inputs.

Load-in & Load-out

Portable hydraulic loading dock lift available, 8,000 lb capacity, located at rear of South Hall.

Drive in doors located in each arena, 14' x 14' in South Hall, and 14' x 16' (wide) in North Hall.

Power List and Location

South Hall

West Wall	(8) 200 AMP – 3 PHASE (1) 200 AMP – 3 PHASE (Cam Lock) (3) Pair 20 Amp - 120 V Outlets
North Wall	(6) Pair 15 Amp – 120 V Outlets
East Wall	(4) Pair 20 Amp – 120 V Outlets

North Hall

West Wall	(8) 200 AMP – 3 PHASE (1) 200 AMP – 3 PHASE (Cam Lock) (1) Pair 20 Amp – 120 V Outlets (2) Pair 20 Amp – 120 V Outlets
North Wall	(14) Pair 20 Amp – 120 V Outlets
East Wall	(5) Pair 20 Amp – 120 V Outlets
South Wall	(6) Pair 15 Amp – 120 V Outlets

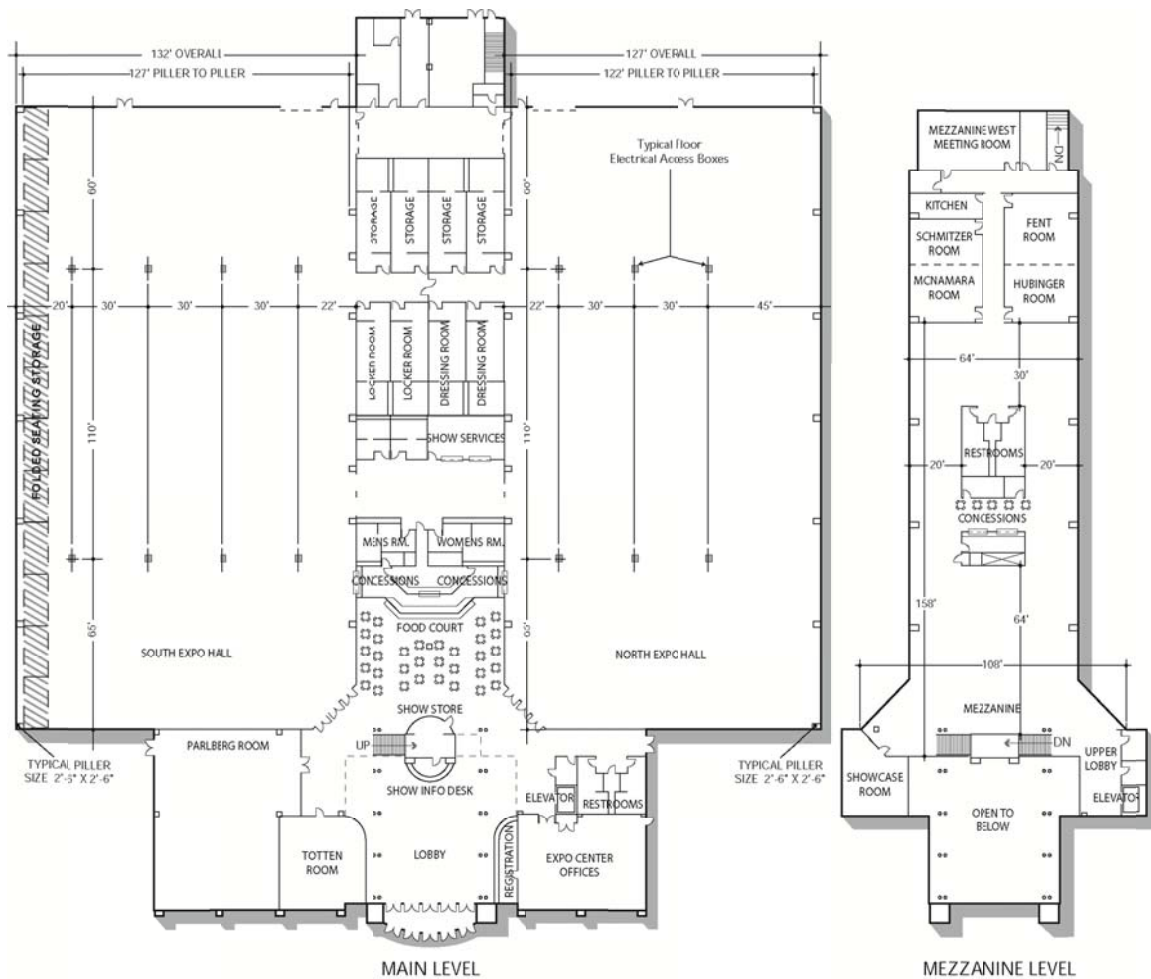


Basketball Equipment

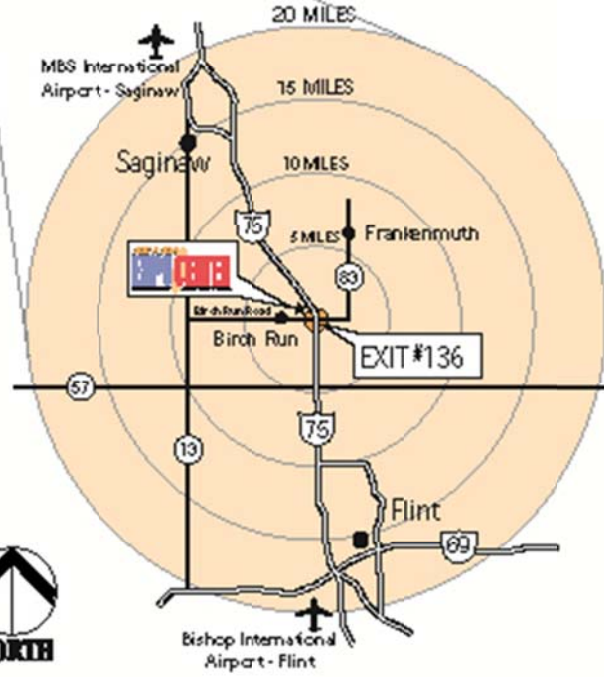
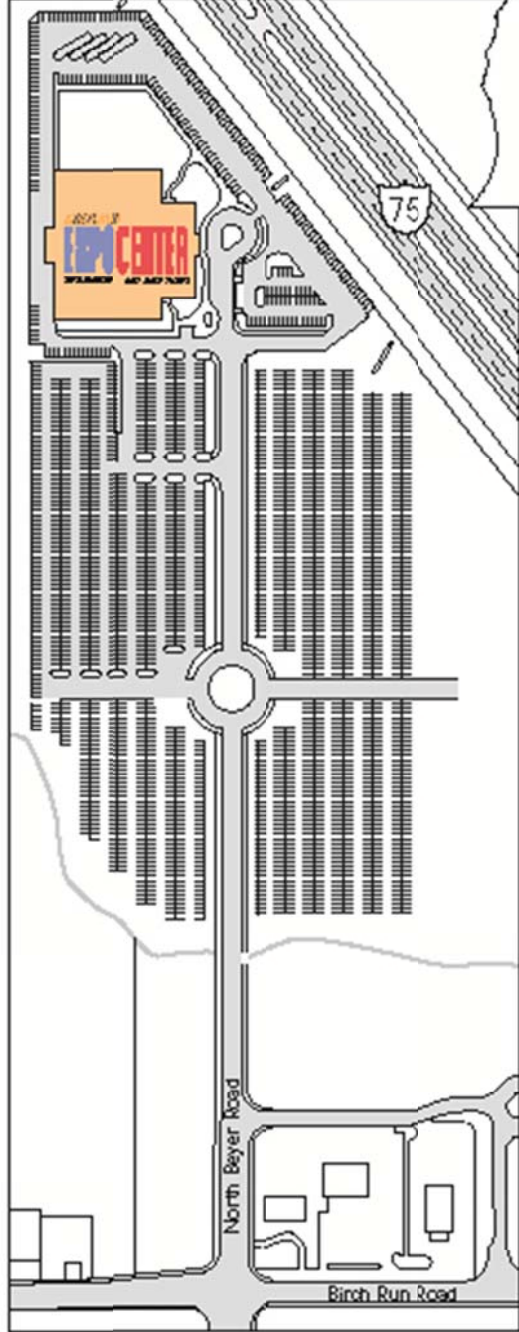

Floor	(1) 115' x 80' Official NBA Court w/ high School 3 pt. line
Hoops	(2) Baldor CL 3509 Hydraulic Hoops
Shot Clocks	(2) Daktronics above glass mount, front face w/ running time
Scoreboards	(2) Daktronics BB-2025 radio controlled w/ player-foul output
Scorers Tables	(2) Power Ad Tables with scrolling ad space

Floor Plan

Contact BREC for detailed Floor Plans and Sample Event Layouts.



Directions / Location



Birch Run Expo Center is located in the Village of Birch Run, Michigan. Take Exit #136, on I-75 between Flint and Saginaw. The famous Bavarian Village of Frankenmuth, MI is located only six miles Northeast of the Birch Run Expo Center.

Built in 1997 on 36 acres, Birch Run Expo Center has parking for 1100+ plus cars, plus overflow for another 2500+.

BIRCH RUN EXPO CENTER
11600 North Beyer Road Birch Run, MI 48415 Phone: (989) 624-4865 Fax: (989) 624-5002 www.birchrunexpos.com

